

■ Features:

- Universal AC input / Full range
- Compact size
- Protections: Short circuit / Over load / Over voltage
- Cooling by free air convection
- Isolation class
- No load power consumption < 0.1W
- 100% full load burn-in test
- High reliability
- 3 years warranty

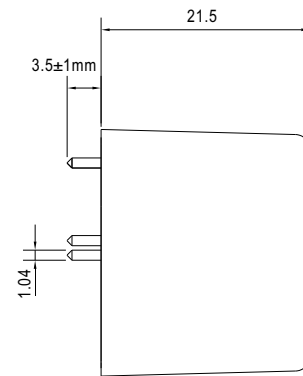
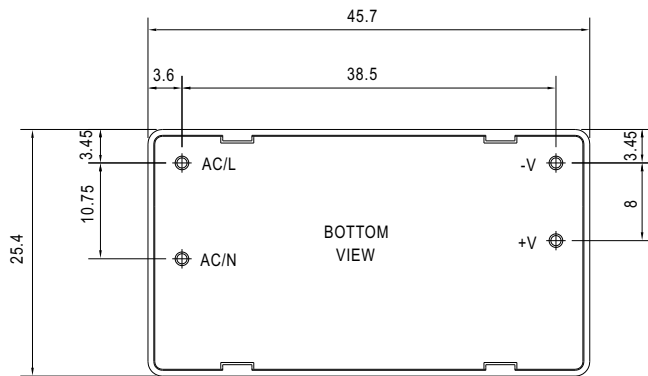


SPECIFICATION

MODEL	IRM-10-3.3	IRM-10-5	IRM-10-12	IRM-10-15	IRM-10-24	
OUTPUT	DC VOLTAGE	3.3V	5V	12V	15V	24V
	RATED CURRENT	2.5A	2A	0.85A	0.67A	0.42A
	CURRENT RANGE	0 ~ 2.5A	0 ~ 2A	0 ~ 0.85A	0 ~ 0.67A	0 ~ 0.42A
	RATED POWER	8.25W	10W	10.2W	10.05W	10.08W
	RIPPLE & NOISE (max.) Note.2	200mVp-p	200mVp-p	240mVp-p	300mVp-p	480mVp-p
	VOLTAGE TOLERANCE Note.3	+/-2.5%	+/-2.5%	+/-2.5%	+/-2.5%	+/-2.5%
	LINE REGULATION	+/-0.3%	+/-0.3%	+/-0.3%	+/-0.3%	+/-0.3%
	LOAD REGULATION	+/-0.5%	+/-0.5%	+/-0.5%	+/-0.5%	+/-0.5%
SETUP, RISE TIME	600ms, 20ms at full load					
HOLD UP TIME (Typ.)	30ms/230VAC	8ms/115VAC at full load				
INPUT	VOLTAGE RANGE	85 ~ 264VAC		120 ~ 370VDC		
	FREQUENCY RANGE	47 ~ 440Hz				
	EFFICIENCY (Typ.)	74%	78%	82%	82%	82%
	AC CURRENT (Typ.)	0.25A/115VAC		0.15A/230VAC		
	INRUSH CURRENT (Typ.)	COLD START 20A/115VAC		40A/230VAC		
LEAKAGE CURRENT	<0.75mA/240VAC					
PROTECTION	OVERLOAD	115% ~ 190% rated output power Protection type : Hiccup mode, recovers automatically after fault condition is removed				
	OVER VOLTAGE	3.8 ~ 4.95V	5.75 ~ 6.75V	13.8 ~ 16.2V	17.25 ~ 20.25V	27.6 ~ 32.4V
ENVIRONMENT	WORKING TEMP.	-30 ~ +70°C (Refer to Derating curve)				
	WORKING HUMIDITY	20 ~ 90% RH non-condensing				
	STORAGE TEMP., HUMIDITY	-40 ~ +85°C, 10 ~ 95% RH				
	TEMP. COEFFICIENT	+/-0.03%/°C (0 ~ 50°C)				
	VIBRATION	10 ~ 500Hz, 5G 10min./1cycle, period for 60min. each along X, Y, Z axes				
SAFETY & EMC (Note 4)	SAFETY STANDARDS	UL60950-1, TUV EN60950-1 approved				
	WITHSTAND VOLTAGE	I/P-O/P:3KVAC				
	ISOLATION RESISTANCE	I/P-O/P:100M Ohms / 500VDC / 25°C / 70% RH				
	EMC EMISSION	Compliance to EN55022(CISPR22)Class B, EN61000-3-2,-3				
OTHERS	EMC IMMUNITY	Compliance to EN61000-4-2,3,4,5,6,8,11, EN55024, heavy industry level, (surge L-N:1KV) criteria A				
	MTBF	1495.8Khrs min. MIL-HDBK-217F (25°C)				
	DIMENSION	45.7*25.4*21.5mm (L*W*H)				
NOTE	PACKING	0.04Kg; 270pcs/11.8Kg/0.97CUFT				
		1. All parameters NOT specially mentioned are measured at 230VAC input, rated load and 25°C of ambient temperature. 2. Ripple & noise are measured at 20MHz of bandwidth by using a 12" twisted pair-wire terminated with a 0.1uf & 47uf parallel capacitor. 3. Tolerance : includes set up tolerance, line regulation and load regulation. 4. The power supply is considered a component which will be installed into a final equipment. The final equipment must be re-confirmed that it still meets EMC directives. 5. Length of set up time is measured at first cold start. Turning ON/OFF the power supply may lead to increase of the set up time.				

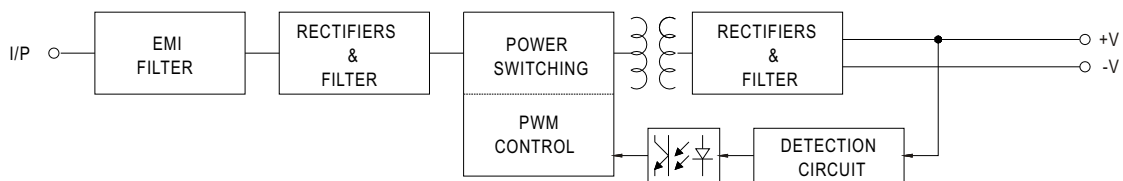
Mechanical Specification

Case No. Unit:inch(mm)

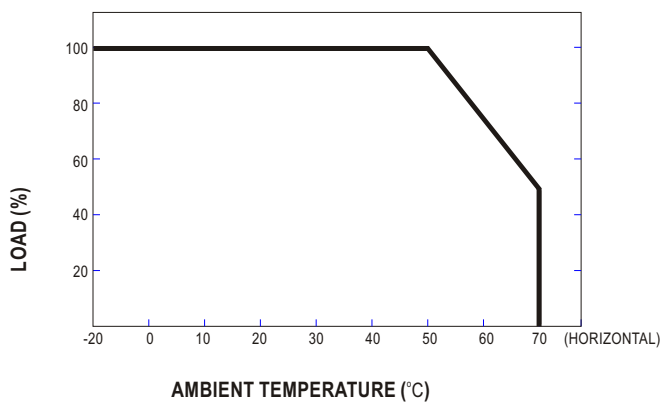


P/N diameter:1.04

Block Diagram



Derating Curve



Output Derating VS Input Voltage

